

DMT340 Series Dewpoint and Temperature Transmitters for Low Dewpoint Applications



The DMT340 transmitter family has the solution for demanding industrial dewpoint measurements.

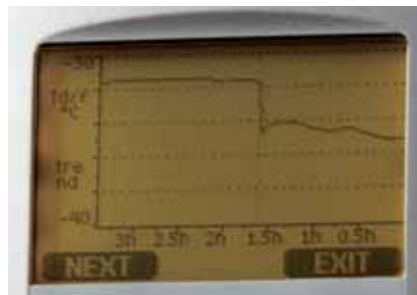
The Vaisala DRYCAP® Dewpoint and Temperature Transmitter Series DMT340 is designed for industrial low humidity applications. Typical applications include compressed air drying and metal treatment. The device is very reliable, easy to use and economical to maintain.

Stability in low dewpoints

The Vaisala DRYCAP® Sensor is immune to particulate contamination, water condensation, oil vapor and most chemicals. Since the sensor withstands condensation, its performance is unmatched for low dewpoint applications that experience water spikes in the process. The sensor recovers rapidly from contact with free water.

Patented auto-calibration

The stability of the DMT340 is due to the unique auto-calibration function, patented by Vaisala. The auto-calibration means a calibration and adjustment that the transmitter performs by itself while the measured process is running. If the measurement accuracy is not confirmed, corrections are made automatically to the calibration curve. The corrections may be due to contamination or aging of the



The display shows measurement trends and history up to 1 year.

sensor. In either case, the transmitter adjusts the measurement and continues to function. The calibration is so quick and corrections are so minor that it will go unnoticed by the user. This provides low maintenance need and high performance. To continue performance at the highest level, the transmitter can be sent to Vaisala for a NIST traceable calibration. Calibration intervals depend on the application; in normal conditions, a NIST traceable calibration in every two years is recommended.

Graphical measurement trend and history display

The DMT340 can be ordered with a large numerical and graphical display with a multilingual menu. It allows the

Features/Benefits

- Measures dewpoints from -60 °C to +80 °C (-76...+176 °F) with the accuracy of ±2 °C (±3.6 °F)
- Vaisala DRYCAP® Sensor provides accurate, reliable measurement with excellent long-term stability and fast response
- Withstands condensation
- Unique auto-calibration feature
- Optional alarm relays, local display and mains power supply module
- Compatible with Vaisala DRYCAP® Hand-Held Dewpoint Meter DM70
- NIST traceable (certificate included)
- 3 analog outputs and a serial interface

user to monitor measurement trends and up to 1-year history.

Versatile outputs

The DMT340 can have up to three analog outputs. Galvanic isolation of supply power and analog outputs is also available. For serial interface the RS232 and RS485 can be used. Additionally alarm relay option is available.

Easy installation

The DMT340 has a variety of features to choose from. Units are delivered installation-ready.

The Vaisala DRYCAP® HandHeld Dewpoint Meter DM70 is ideal for field checking DMT340 transmitters.

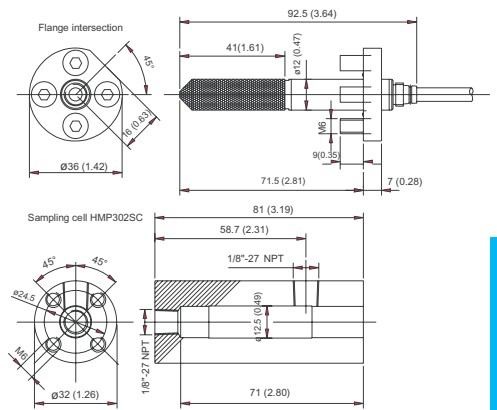




The DMT342 probe is installed using a flange or sampling cell. The small probe is ideal for integrating into larger equipment.

DMT342 with Small Size Flanged Probe

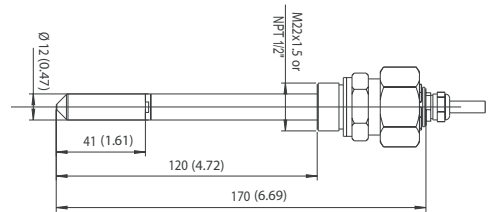
Pressure range	0..50 bar / 0.725 psia
Mechanical durability	up to 250 bar / 3625 psia
Probe diameter	12 mm / 0.5 inch
Installation	
Flange	36 mm / 1.4 inch
Sampling cell	HMP302SC



The DMT344 features a threaded connection for extended pressures with different fitting body options. It is ideal for permanent installations into pressurized or vacuum processes.

DMT344 with Probe for High Pressures

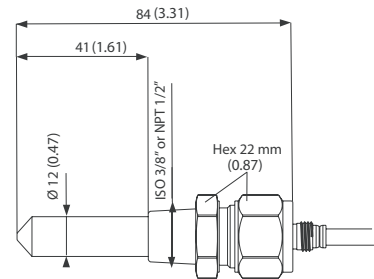
Pressure range	0..50 bar / 0.725 psia
Mechanical durability	up to 100 bar / 1450 psia
Probe diameter	12 mm / 0.5 inch
Installation	
Fitting Body	M22 x 1.5
Fitting Body	NPT 1/2"



The DMT347 probe is ideal for tight spaces with thread connection. The small probe is installed using the threaded fitting bodies.

DMT347 with Small Sized Probe

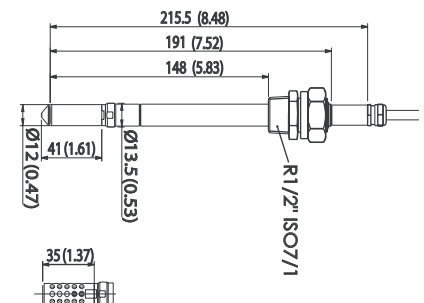
Pressure range	0..10 bar / 0.145 psia
Mechanical durability	up to 10 bar / 145 psia
Probe diameter	12 mm / 0.5 inch
Installation	
Fitting Body	R 3/8" ISO
Fitting Body	NPT 1/2"



The DMT348 is ideal for installations in pressurized processes where the probe needs to be removed while the process is running. The sensor head depth is adjustable.

DMT348 with Probe for Pipeline Installations

Pressure range	0.40 bar / 0..580 psia
Adjustable length	41..149/371 mm / 1.61..5.87/14.6 inch
Installation	
Fitting Body	R1/2" ISO
Fitting Body	NPT 1/2"
Ball Valve Set	BALLVALVE-1
Sampling Cell	DMT 242SC or DMT242SC2



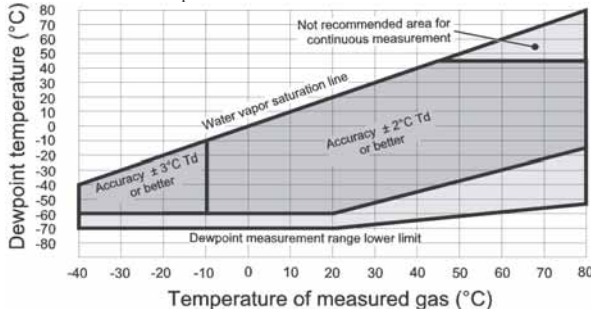
Optional filter for low pressures (for all models)

Technical Data

Measured parameters

Dewpoint

Sensor	Vaisala DRYCAP®180M	
Measurement range	-70...+80 °C (-94...+176 °F) Td	
For continuous use	-70...+45 °C (-94...+113 °F) Td	
Accuracy	see the accuracy graph	
up to 20 bar / 290 psia	+1 °C Td	
20..50 bar / 290..725 psia		



Response time	63% [90%] at +20°C gas temperature	
Flow rate	1 l/min and 1 bar pressure	
-60 -> -20 °C Td (-76 -> -4 °F Td)	5s [10s]	
-20 -> -60 °C Td (-4 -> -76 °F Td)	45s [10min]	

Temperature

Measurement range	0...+80 °C (32...+176 °F)	
Accuracy	±0.2 °C at room temperature	
Temperature sensor	Pt 100 IEC 751 1/3 class B	

Relative humidity

Measurement range	0..70%RH	
Accuracy (RH <10 %RH, at +20 °C)	±0.004 %RH + 20% of reading	

ppm

Measurement range (typical)	10...2500 ppm	
Accuracy (at +20 °C, 1 bar)	1 ppm + 20% of reading	
Other measurement parameters available (depends on model)		
mixing ratio, absolute humidity, pressure dewpoint calculated to 1 bar, temperature difference (T-Td), water vapor pressure		

Operating environment

Operating temperature	-40...+80 °C (-40...+176 °F)	
for probes	Up to +180 °C (+356 °F)	
Mechanical durability	Up to +180 °C (+356 °F)	
for transmitter body	-40...+60 °C (-40...+140 °F)	
with display	0...+60 °C (32...+140 °F)	
Storage temperature range	-55...+80 °C (-67...+176 °F)	
Pressure range for probes	See probe specifications	
Sample flow rate	No effect	
Measured gases	non corrosive	
Complies with EMC standard EN61326-1, Electrical equipment for measurement, control and laboratory use - EMC requirements; Industrial environment.		

Inputs and outputs

Operating voltage	10...35 VDC, 24 VAC	
with optional power supply module	100...240 VAC 50/60 Hz	
Power consumption @ 20 °C (U _{in} 24VDC)		
RS-232	max 25 mA	
U _{out} 2 x 0...1V / 0...5V / 0...10V	max 25 mA	
I _{out} 2 x 0...20 mA	max 60 mA	
display and backlight	+ 20 mA	
during sensor purge	+ 110 mA max	
Analog outputs (2 standard, 3rd optional)		

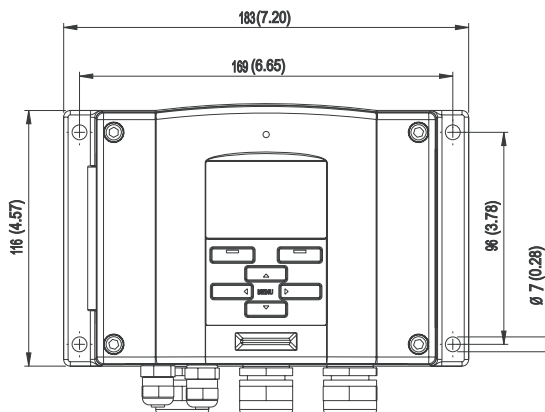
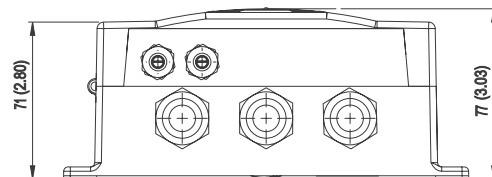
current output	0...20 mA, 4...20 mA	
voltage output	0...1 V, 0...5 V, 0...10 V	
Accuracy of analog outputs at 20 °C	± 0.05 % full scale	
Temperature dependence of the analog outputs	± 0.005 %/°C full scale	
External loads		
current outputs	R _L < 500 ohm	
0... 1V output	R _L > 2 kohm	
0... 5V and 0... 10V outputs	R _L > 10 kohm	
Max wire size	0.5 mm ² (AWG 20) stranded wires recommended	
Digital outputs (optional)	RS-232, RS-485 (optional)	
Relay outputs (optional)	0.5 A, 250 VAC, SPDT (optional)	
Display	LCD with backlight, graphic trend display of any parameter	
Display menu languages	English, French, Spanish, German, Japanese, Russian, Swedish, Finnish	

Mechanics

Cable bushing	M20x1.5 for cable diameter 8...11mm/0.31...0.43"	
Conduit fitting	1/2"NPT	
User cable connector (optional)	M12 series 8 pin (male)	
option 1	with plug (female) with 5 m / 16.4 ft black cable	
option 2	with plug (female) with screw terminals	
Probe cable diameter	5.5 mm	
Probe cable lengths	2 m, 5 m or 10 m	
Housing material	G-ALSi 10 Mg (DIN 1725)	
Housing classification	IP 65 (NEMA 4X)	

Dimensions

Dimensions in mm (inches)



DRYCAP® is a registered trademark of Vaisala.
Specifications subject to change without prior notice.
©Vaisala Oyj

